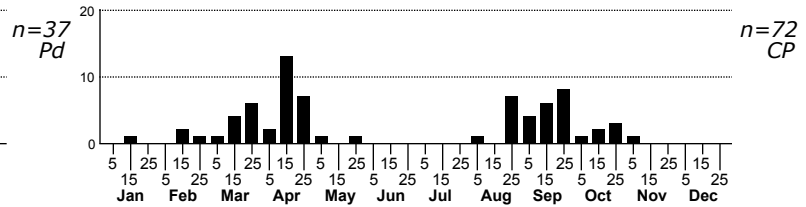
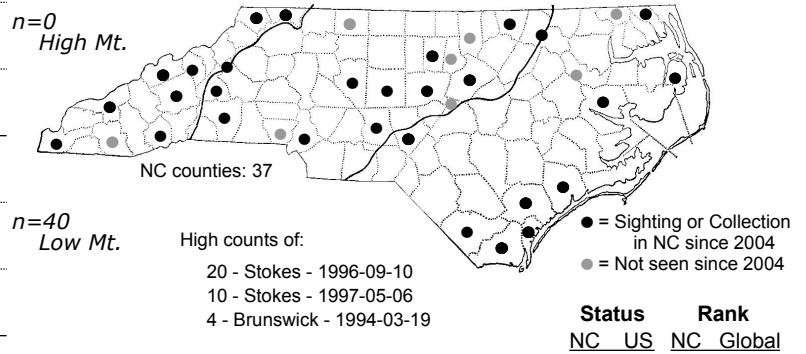
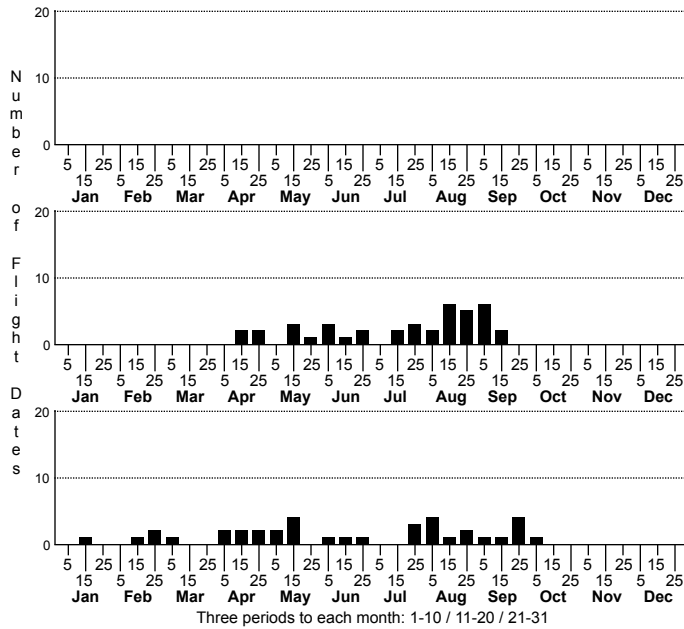


Panthea furcilla Eastern Panthea Moth



FAMILY: Noctuidae SUBFAMILY: Pantheinae TRIBE:
TAXONOMIC_COMMENTS:

FIELD GUIDE DESCRIPTIONS: Covell (1984); Beadle and Leckie (2012)

ONLINE PHOTOS:

TECHNICAL DESCRIPTION, ADULTS:

TECHNICAL DESCRIPTION, IMMATURE STAGES:

ID COMMENTS:

DISTRIBUTION: Please refer to the dot map.

FLIGHT COMMENT: Please refer to the flight charts.

HABITAT: Our records appear to come from sites where Pines occur. We do not have records from Spruce-fir Forests or from deep within Cypress Swamps. Several species of Pines appear to be used, including Loblolly, Pond, Longleaf over most of the Coastal Plain; Shortleaf and other dry species on ridges; and White Pine in cove forests.

FOOD: Larvae feed on a wide range of conifers, including Pine and Spruce (Wagner et al., 2011). Over most of the state, Pines of several species are likely to be the hosts.

OBSERVATION_METHODS:

NATURAL HERITAGE PROGRAM RANKS: G5 S4S5

STATE PROTECTION: Has no legal protection, although permits are required to collect it on state parks and other public lands.

COMMENTS: