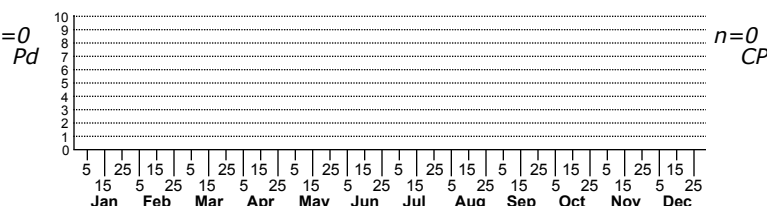
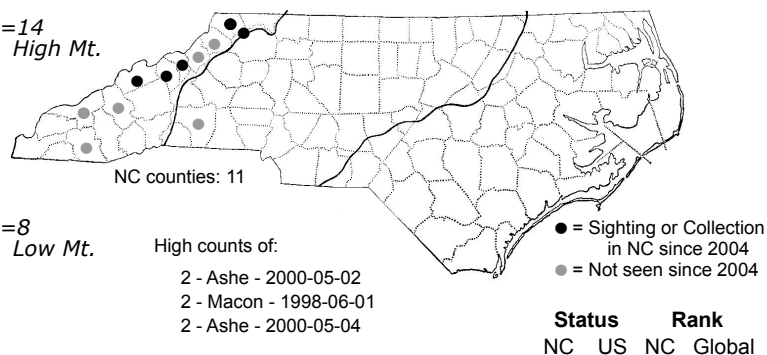
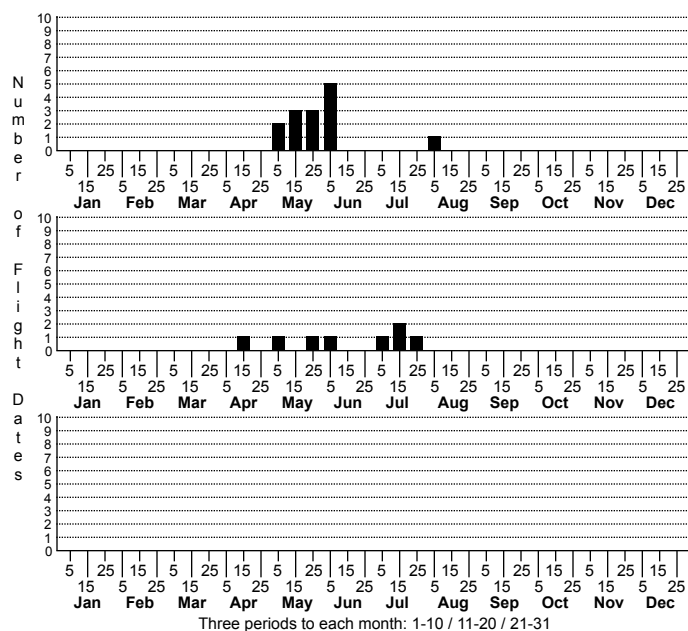


Selenia alciphearia Northern Selenia Moth



FAMILY: Geometridae SUBFAMILY: Ennominae TRIBE: Anagolini
TAXONOMIC_COMMENTS:

FIELD GUIDE DESCRIPTIONS: Covell (1984); Beadle and Leckie (2012)

ONLINE PHOTOS:

TECHNICAL DESCRIPTION, ADULTS:

TECHNICAL DESCRIPTION, IMMATURE STAGES:

ID COMMENTS: Similar in pattern and color to kentaria but the medial line on the hindwing below is located closer to the base, running from nearly the middle of the costa rather than from two-thirds of the way from the base (Forbes, 1948). The postmedian is located further out, with the two lines trisecting the wing. In alciphearia, a pinkish shade runs before the postmedian rather than after it. The median and outer part of the wing are heavily striated.

DISTRIBUTION: Please refer to the dot map.

FLIGHT COMMENT: Please refer to the flight charts.

HABITAT: Our records come from high elevation forests, cove forests, and montane riparian forests

FOOD: Polyphagous, feeding on a range of hardwood trees and shrubs, including Maples, Birches, Willows, Alders, Hawthorns, and Buckthorn (Robinson et al., 2010). Wagner et al. (2001) add Cherry and Hickory.

OBSERVATION_METHODS:

NATURAL HERITAGE PROGRAM RANKS: G5 S3S4

STATE PROTECTION: Has no legal protection, although permits are required to collect it on state parks and other public lands.

COMMENTS: