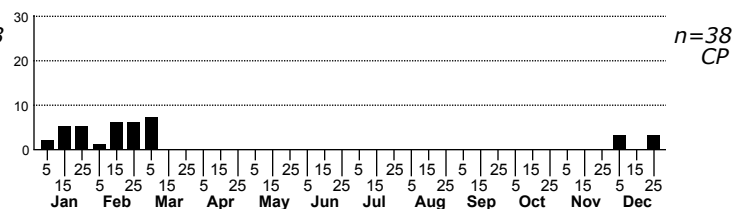
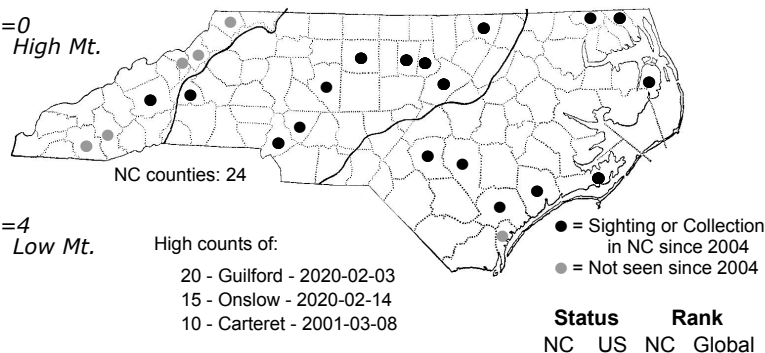
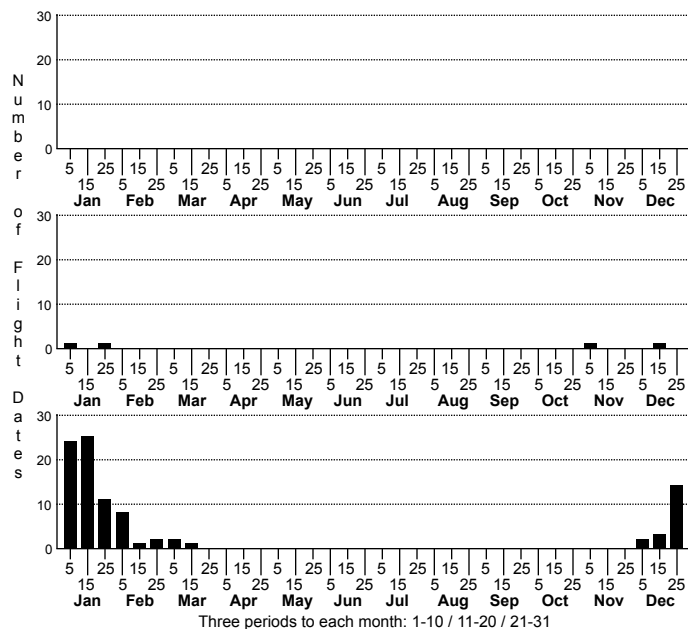


# *Alsophila pometaria* Fall Cankerworm Moth



FAMILY: Geometridae SUBFAMILY: Alsophilinae TRIBE:  
TAXONOMIC\_COMMENTS:

FIELD GUIDE DESCRIPTIONS: Covell (1984); Beadle and Leckie (2012)

ONLINE PHOTOS:

TECHNICAL DESCRIPTION, ADULTS:

TECHNICAL DESCRIPTION, IMMATURE STAGES:

ID COMMENTS:

DISTRIBUTION: Possibly statewide, with the exception of the high mountains.

FLIGHT COMMENT: Among the most common species in the winter, with nearly all of our records coming between December and February. Probably under-reported due to the lack of winter sampling.

HABITAT:

FOOD: Larvae are broadly polyphagous on woody trees and shrubs. Wagner (2005) specifically lists apple, basswood, blueberry, cherry (*Prunus* spp.), elm, maple, and oak. Heppner (2007) adds ash, beech, birch, chestnut, hackberry, hawthorn, hop-hornbeam, walnut, and willow. In North Carolina, we have recorded larvae feeding on Pignut Hickory (*Carya glabra*) and Black Cherry (*Prunus serotina*), but the species probably uses many other hosts in our state.

OBSERVATION\_METHODS:

NATURAL HERITAGE PROGRAM RANKS: G5 S5

STATE PROTECTION: Has no legal protection, although permits are required to collect it on state parks and other public lands.

COMMENTS: