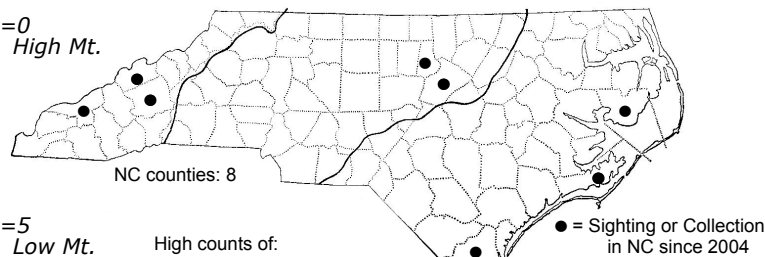
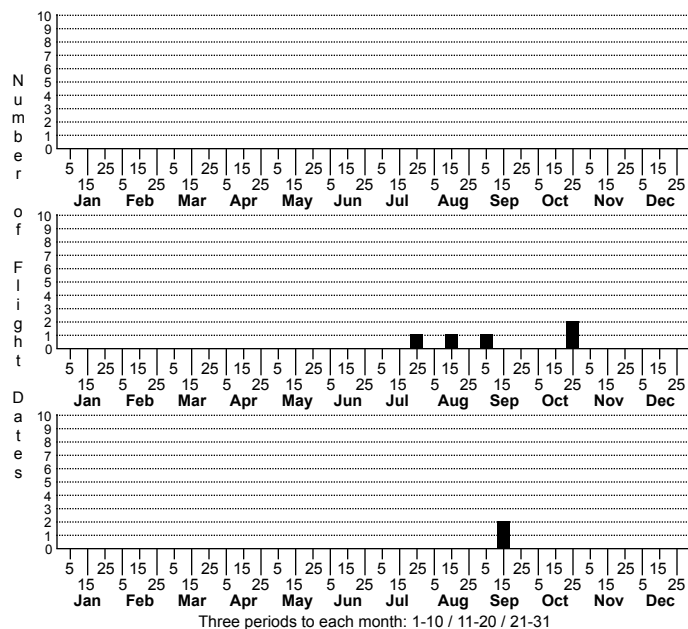


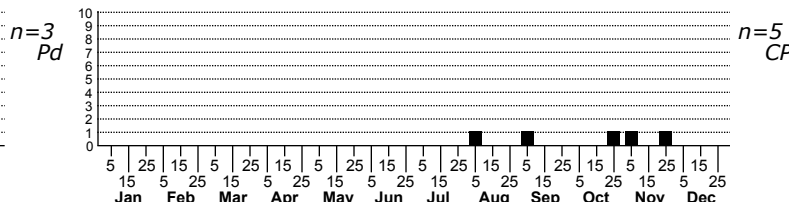
# *Glyphodes sibillalis* Mulberry Leaf-tier Moth



High counts of:

- 1 - Carteret - 2005-08-07
- 1 - Madison - 2013-07-29
- 1 - Madison - 2020-10-25

Status Rank  
NC US NC Global



FAMILY: Crambidae SUBFAMILY: Pyraustinae TRIBE: Spilomelini  
TAXONOMIC\_COMMENTS:

FIELD GUIDE DESCRIPTIONS:

ONLINE PHOTOS:

TECHNICAL DESCRIPTION, ADULTS:

TECHNICAL DESCRIPTION, IMMATURE STAGES:

ID COMMENTS: This species has silvery white to light, translucent wings that are overlain with irregular, orangish-brown bands that are finely margined with black. The forewing has two oblique, basal bands that extend outward from the costa to the inner margin. A median band follows that is narrowest in the middle and usually has a white center on the basal half. The postmedial band is dentate on the outer edge, excurved, and strongly narrows as it extends from the subapical region of the costa to the inner margin. The median and postmedial bands are noticeably wider on the costa and encircle an oval white region between the two. The subterminal region is shaded with orangish-brown to light brown and is overlain with a blackish shade that is most prevalent on the costal half. The termen has a very thin black marginal line that adjoins the fringe, which is darker along the base.

The hindwing varies from silvery white to dull yellowish-white and is often translucent, except for the terminal third that has an orangish-brown to light brown wash that is margined with a thin black line basally, and sometimes dusted with blackish scales. A short discal dash is present, and a fragmented and somewhat obscure postmedial line is present that runs parallel to the black line that margins the light brown wash. The marginal line and fringe are the same as those on the forewing.

*Glyphodes pyloalis* is generally similar to *G. sibillalis*, but the latter is duller overall, and the postmedial and median bands are greatly expanded at the costa to encircle an oval white region.

DISTRIBUTION: *Glyphodes sibillalis* has tropical and subtropical affinities and occurs from central South America northward to Central America and the Caribbean. Populations also occur in the U.S. from New Jersey southward to southern Florida, and westward to eastern Tennessee, Alabama, Mississippi, Louisiana and southeastern Texas. As of 2023, we have scattered records from all three physiographic provinces within the state.

FLIGHT COMMENT: The adults fly year-round in Florida, and from June through December elsewhere. As of 2023, our records extend from late-July through late-November.

HABITAT: Local populations are generally restricted to where mulberries are present, including semi-wooded residential neighborhoods, wet to mesic woodlands, and forest openings.

FOOD: This species primarily feeds on mulberries (Heppner, 2007; Robinson et al., 2010), including White Mulberry (*Morus alba*) and Red Mulberry (*M. rubra*). Robinson et al. (2010) also listed Common Fig (*Ficus carica*) and Cultivated Tobacco (*Nicotiana tabacum*) as hosts, which need to be verified with additional observations.

OBSERVATION\_METHODS: The adults come to lights and the larvae can be found in leaf folds on mulberries.

NATURAL HERITAGE PROGRAM RANKS: GNR [S3-S4]

STATE PROTECTION: Has no legal protection, although permits are required to collect it on state parks and other public lands.

COMMENTS: *Glyphodes sibillalis* is widespread but uncommon within the state. More information is needed on its distribution and abundance before we can accurately assess its conservation status.