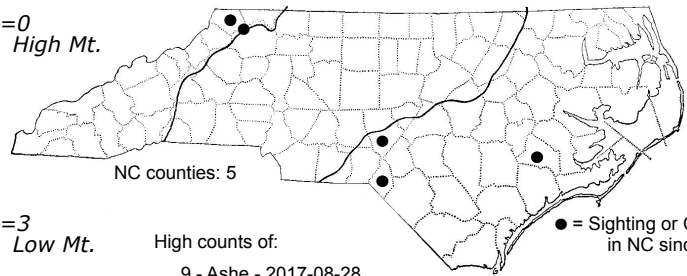
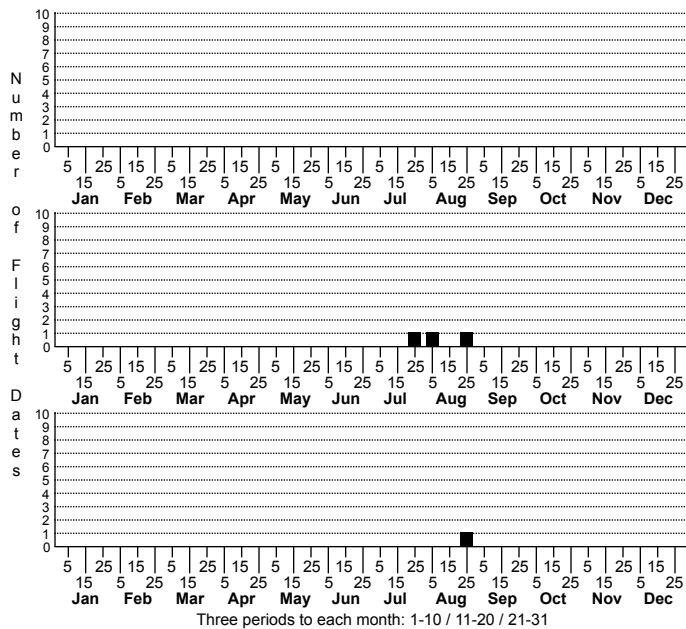


*Walshia [asymmetrica]* No common name



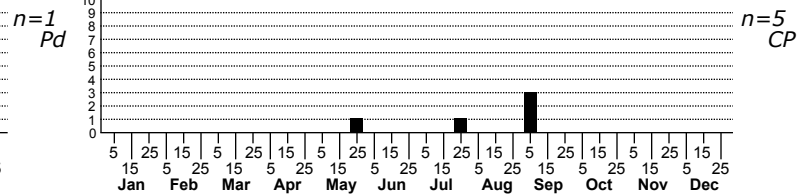
High counts of:

9 - Ashe - 2017-08-28

4 - Ashe - 2016-08-04

2 - Jones - 2016-09-06

Status Rank  
NC US NC Global



FAMILY: Cosmopterigidae SUBFAMILY: Chrysopeliinae TRIBE:  
TAXONOMIC\_COMMENTS:

FIELD GUIDE DESCRIPTIONS:

ONLINE PHOTOS:

TECHNICAL DESCRIPTION, ADULTS:

TECHNICAL DESCRIPTION, IMMATURE STAGES:

ID COMMENTS: Most of the *Walshia* in the eastern US cannot be reliably distinguished based on external features and require the examination of genitalia (Hodges, 1978). In addition, *W. miscecolorella*, which was once thought to be a single species, appears to contain a group of cryptic species (12 BINS currently recognized on BOLD). There are an undetermined number of undescribed species in the *W. miscecolorella* complex, including at least one that occurs in North Carolina, and that is given the informal name here of *W. 'asymmetrica'* due to its asymmetric genitalia. The following is a general description that applies to all of these cryptic species, including *W. floridensis*, *W. similis*, and members of the *W. miscecolorella* complex. The face and vertex are dark brown. The labial palp is recurved and brownish exteriorly. The antenna is brownish with a lighter tip, and has a pecten that consists of a single scale at the base of the first segment. The thorax and basal third of the forewing are dark brown, and the posterior edge of the dark brown area extends obliquely from the costa to the inner margin. It adjoins a broad lighter band at one third to one-half that runs roughly parallel to it from the costa to the inner margin. Beyond the light band there is a darker zone on the apical half. This area is darker than the median band, but lighter than the basal one-third. There are several patches of large raised scales, including a pair of dark patches at one-fifth. The first of these is just below the costa, while the second is just posterior to the first and between the fold and the dorsal margin. At about two-fifths there is a pair of light patches, including one that occurs from the costa to the fold, and a second smaller patch that is just posterior to this and between the fold and the dorsal margin. A final dark patch is often evident at about four-fifths near the middle of the wing. In addition to these prominent patches, there are six small patches that are evenly distributed from the tornus to the apex, and three or four similar patches along the costal margin from about three-fourths to the apex. Many of the patches may be missing in worn specimens. The cilia are fuscous to grayish. The hindwings are dark fuscous and the cilia slightly lighter. The abdomen is dark brown dorsally and pale buff ventrally. The legs are dark brown on the outer surface, shining buff on the inner surface, with light gray to white rings at the middle and apices of the tibiae. The tarsal segments are light gray apically. *Stilbosis tesquella* is similar, but has a light golden region on the head, thorax, and extreme base of the wing and a different pattern of raised patches.

DISTRIBUTION: This species appears to occur statewide, with records from all three physiographic provinces.

FLIGHT COMMENT: As of 2020, 31 July through 10 September.

HABITAT:

FOOD:

OBSERVATION\_METHODS: Adults are attracted to lights.

NATURAL HERITAGE PROGRAM RANKS: GNR SU

STATE PROTECTION:

COMMENTS:  
March 2024

The Moths of North Carolina - Early Draft